

**35<sup>TH</sup>**  
**ANNUAL REPORT**

**2016-17**

**MITCON CONSULTANCY & ENGINEERING  
SERVICES LIMITED**

# JOSHI & SAHNEY

CHARTERED ACCOUNTANTS

1913, SADASHIV PETH, NATU BAUG, PUNE - 411030.

PHONES : 24 47 15 21, 24 47 16 99, 24 47 11 99.

FAX : (020) 24 47 80 15.

Email : josney72@gmail.com

**INDEPENDENT AUDITOR'S REPORT  
TO THE MEMBERS OF  
MITCON CONSULTANCY & ENGINEERING SERVICES LTD.**

**Report on the Standalone Financial Statements**

We have audited the accompanying standalone financial statements of MITCON Consultancy & Engineering Services Ltd. ("the Company"), which comprise the Balance Sheet as at 31st March, 2017, the Statement of Profit and Loss, the Cash Flow Statement for the year then ended, and a summary of the significant accounting policies and other explanatory information.

**Management's Responsibility for the Standalone Financial Statements**

The Company's Board of Directors is responsible for the matters stated in Section 134(5) of the Companies Act, 2013 ("the Act") with respect to the preparation and presentation of these standalone financial statements that give a true and fair view of the financial position, financial performance and cash flows of the Company in accordance with the accounting principles generally accepted in India, including the Accounting Standards specified under Section 133 of the Act, read with Rule 7 of the Companies (Accounts) Rules, 2014. This responsibility also includes maintenance of adequate accounting records in accordance with the provisions of the Act for safeguarding the assets of the Company and for preventing and detecting frauds and other irregularities; selection and application of appropriate accounting policies; making judgments and estimates that are reasonable and prudent; and design, implementation and maintenance of adequate internal financial controls, that were operating effectively for ensuring the accuracy and completeness of the accounting records, relevant to the preparation and presentation of the financial statements that give a true and fair view and are free from material misstatement, whether due to fraud or error.

**Auditor's Responsibility**

Our responsibility is to express an opinion on these standalone financial statements based on our audit.

We have taken into account the provisions of the Act, the accounting and auditing standards and matters which are required to be included in the audit report under the provisions of the Act and the Rules made thereunder.

We conducted our audit in accordance with the Standards on Auditing specified under Section 143(10) of the Act and other applicable authoritative pronouncements issued by the Institute of Chartered Accountants of India. Those Standards require that we comply with ethical requirements and plan and perform the audit to obtain reasonable assurance about whether the financial statements are free from material misstatement.



CONTINUATION SHEET

An audit involves performing procedures to obtain audit evidence about the amounts and the disclosures in the financial statements. The procedures selected depend on the auditor's judgment, including the assessment of the risks of material misstatement of the financial statements, whether due to fraud or error. In making those risk assessments, the auditor considers internal financial control relevant to the Company's preparation of the financial statements that give a true and fair view in order to design audit procedures that are appropriate in the circumstances. An audit also includes evaluating the appropriateness of the accounting policies used and the reasonableness of the accounting estimates made by the Company's Directors, as well as evaluating the overall presentation of the financial statements.

We believe that the audit evidence we have obtained is sufficient and appropriate to provide a basis for our audit opinion on the standalone financial statements.

**Opinion**

In our opinion and to the best of our information and according to the explanations given to us, the aforesaid standalone financial statements give the information required by the Act in the manner so required and give a true and fair view in conformity with the accounting principles generally accepted in India, of the state of affairs of the Company as at 31st March, 2017, and its profit and its cash flows for the year ended on that date.

**Report on Other Legal and Regulatory Requirements**


1. As required by the Companies (Auditor's Report) Order, 2016 ("the Order") issued by the Central Government of India in terms of Sub-section (11) of Section 143 of the Act (hereinafter referred to as the 'Order') and on the basis of such checks of the books and records of the company as we considered appropriate and according to the information and explanations given to us, we give in the Annexure A a statement on the matters specified in paragraphs 3 and 4 of the Order to the extent applicable.
2. As required by Section 143(3) of the Act, we report that:
  - (a) We have sought and obtained all the information and explanations which to the best of our knowledge and belief were necessary for the purposes of our audit.
  - (b) In our opinion, proper books of account as required by law have been kept by the Company so far as it appears from our examination of those books.
  - (c) The Balance Sheet, the Statement of Profit and Loss, and the Cash Flow Statement dealt with by this Report are in agreement with the books of account.
  - (d) In our opinion, the aforesaid standalone financial statements comply with the Accounting Standards specified under Section 133 of the Act read with Rule 7 of the Companies (Accounts) Rules, 2014.



CONTINUATION SHEET

- (e) On the basis of the written representations received from the directors as on 31st March, 2017 taken on record by the Board of Directors, none of the directors is disqualified as on 31st March, 2017 from being appointed as a director in terms of Section 164 (2) of the Act.
- (f) With respect to the adequacy of the internal financial controls over financial reporting of the Company and the operating effectiveness of such controls, refer to our separate Report in Annexure B.
- (g) With respect to the other matters to be included in the Auditor's Report in accordance with Rule 11 of the Companies (Audit and Auditors) Rules, 2014, in our opinion and to the best of our information and according to the explanations given to us:
- i. The Company has disclosed the impact of pending litigations on its financial position in its financial statements – Refer Note 28 to the financial statements;
  - ii. The Company did not have any long-term contracts including derivative contracts for which there were any material foreseeable losses.
  - iii. There were no amounts which were required to be transferred to the Investor Education and Protection Fund by the Company
  - iv. The Company has provided requisite disclosures in the financial statements as to holdings as well as dealings in Specified Bank Notes during the period from 8<sup>th</sup> November, 2016 to 30<sup>th</sup> December, 2016. Based on audit procedures and relying on the management representation we report that the disclosures are in accordance with books of account maintained by the Company and as produced to us by the Management – Refer Note 42 - Information relating to Specified Bank Notes transacted.

FOR JOSHI & SAHNEY  
CHARTERED ACCOUNTANTS  
(Firm Reg.No.104359W)



H.M.JOSHI  
PARTNER

Membership No. 931689



PUNE  
DATE: 30.5.2017

**Annexure B to Independent Auditors' Report**

Referred to in paragraph 2(f) of the Independent Auditors' Report of even date to the members of MITCON Consultancy & Engineering Services Ltd. on the standalone financial statements for the year ended 31<sup>st</sup> March, 2017.

Report on the Internal Financial Controls under Clause (i) of Sub-section 3 of section 143 of the Companies Act, 2013 ('The Act').


1. We have audited the internal financial controls over financial reporting of MITCON Consultancy & Engineering Services Ltd. ("the Company") as of March 31, 2017 in conjunction with our audit of the standalone financial statements of the Company for the year ended on that date.

**Management's Responsibility for Internal Financial Controls**

2. The Company's management is responsible for establishing and maintaining internal financial controls based on the internal control over financial reporting criteria established by the Company considering the essential components of internal control stated in the Guidance Note on Audit of Internal financial Controls Over Financial Reporting issued by the Institute of Chartered Accountants of India (ICAI). These responsibilities include the design, implementation and maintenance of adequate internal financial controls that were operating effectively for ensuring the orderly and efficient conduct of its business, including adherence to company's policies, the safeguarding of its assets, the prevention and detection of frauds and errors, the accuracy and completeness of the accounting records, and the timely preparation of reliable financial information, as required under the Act.

**Auditors' Responsibility**

3. Our responsibility is to express an opinion on the Company's internal financial controls over financial reporting based on our audit. We conducted our audit in accordance with the Guidance Note on Audit of Internal Financial Controls Over Financial Reporting (the "Guidance Note") and the Standards on Auditing as specified under section 143(10) of the Act to the extent applicable to an audit of internal financial controls both applicable to an audit of internal financial controls and both issued by the Institute of Chartered Accountants of India. Those standards and the Guidance Note require that we comply with ethical requirements and plan and perform the audit to obtain reasonable assurance about whether adequate internal financial controls over financial reporting was established and maintained and if such controls operated effectively in all material respects.
4. Our audit involves performing procedures to obtain audit evidence about the adequacy of the internal financial controls system over financial reporting and their operating effectiveness. Our audit of internal financial controls over financial reporting included obtaining an understanding of internal financial controls over financial reporting, assessing the risk that a material weakness exists, and testing and evaluating the design and operating effectiveness of internal control based on the assessed risk. The procedures selected depend on the auditor's judgment, including the assessment of the risks of material misstatement of the financial statements, whether due to fraud or error.
5. We believe that the audit evidence we have obtained is sufficient and appropriate to provide a basis for our audit opinion on the Company's internal financial controls,



system over financial reporting.

CONTINUATION SHEET

**Meaning of Internal Financial Controls over Financial Reporting**

6. A company's internal financial control over financial reporting is a process designed to provide reasonable assurance regarding the reliability of financial reporting and the preparation of financial statements for external purposes in accordance with generally accepted accounting principles. A company's internal financial control over financial reporting includes those policies and procedures that (1) pertain to the maintenance of records that, in reasonable detail, accurately and fairly reflect the transactions and dispositions of the assets of the company; (2) provide reasonable assurance that transactions are recorded as necessary to permit preparation of financial statements in accordance with generally accepted accounting principles, and that receipts and expenditures of the company are being made only in accordance with authorisations of management and directors of the company; and (3) provide reasonable assurance regarding prevention or timely detection of unauthorized acquisition, use, or disposition of the company's assets that could have a material effect on the financial statements.

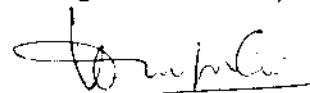
**Inherent Limitations of Internal Financial Controls over Financial Reporting**

7. Because of the inherent limitations of internal financial controls over financial reporting, including the possibility of collusion or improper management override of controls, material misstatements due to error or fraud may occur and not be detected. Also, projections of any evaluation of the internal financial controls over financial reporting to future periods are subject to the risk that the internal financial control over financial reporting may become inadequate because of changes in conditions, or that the degree of compliance with the policies or procedures may deteriorate.

**Opinion**

8. In our opinion, the Company has, in all material respects, an adequate internal financial controls system over financial reporting and such internal financial controls over financial reporting were operating effectively as at March 31, 2017, based on the internal control over financial reporting criteria established by the Company considering the essential components of internal control stated in the Guidance Note on Audit of Internal Financial Controls Over Financial Reporting issued by the Institute of Chartered Accountants of India.


FOR JOSHI & SAHNEY  
CHARTERED ACCOUNTANTS  
(Firm Reg.No.104359W)



H.M.JOSHI  
PARTNER

Membership No.031689

PUNE  
DATE: 30.5.2017



CONTINUATION SHEET

**ANNEXURE A TO THE INDEPENDENT AUDITORS' REPORT**  
**(Referred to in paragraph 1 of the Independent Auditors' Report of even date to the members of the company on the standalone financial statements as of and for the year ended March, 31, 2017)**

1. In respect of its fixed assets:
  - a) The Company is maintaining proper records showing full particulars including quantitative details and situation of fixed assets.
  - b) As explained to us, the fixed assets have been physically verified by the management during the year. The discrepancies noticed on such verification were not material and have been properly dealt with in the books of account.
  - c) The title deeds of immovable properties, as disclosed in Note 10 on fixed assets to the financial statements, are held in the name of the company.
2. As the company does not have any inventory at the end of the year, the provisions of clause 3(ii) of the Order are not applicable to the company.
3. The Company has not granted any loans, secured or unsecured, to Companies, firms, limited liability partnerships or other parties covered in the register maintained under section 189 of the Act. Accordingly, the provisions of clause 3(iii) of the Order are not applicable to the Company.
4. Based on the audit procedures conducted by us and according to the information and explanations given to us, in our opinion the company has not given any loans, guarantees or securities to any of its Directors or to any other persons in whom the Director is interested under provisions of Section 185 of the Act. In our opinion and according to the information and explanations given to us, the company has complied with the provisions of sec.186 of the Act in respect of investments made by it.
5. The company has not accepted any deposits from the public within the meaning of sections 73, 74, 75 and 76 of the Act and the Rules framed there under to the extent notified.
6. The Central Government has specified maintenance of cost records under Sec.148 (1) of the Act, applicable in respect of wind power generation activity of the company and we are of the opinion that prima facie such accounts and records are made and maintained. We have not, however, made a detailed examination of the records with a view to determine whether they were accurate or complete.
7. (a) According to the information and explanations given to us and on the basis of our examination of records of the Company, undisputed statutory dues including Provident Fund, Employees' State Insurance, Income-Tax, Value added Tax, Service Tax, Cess and other material statutory dues have been

J-

regularly deposited with the appropriate authorities. As explained to us, the company did not have any dues on account of Sales Tax, duty of Customs and duty of Excise.

According to the information and explanations given to us, no undisputed amounts payable in respect of Provident Fund, Employees' State Insurance, Income-Tax, Value added Tax, Sales Tax, Service Tax, Cess, and other material statutory dues were in arrears as at 31st March, 2017 for a period of more than six months from the date they became payable.

(b) According to the information and explanations given to us and the records of the Company, examined by us there are no dues of Sales Tax, Service Tax, duty of Custom, duty of Excise, Value added Tax and Cess as at 31st March 2017, which have not been deposited on account of any dispute. The particulars of dues of income tax outstanding as at 31st March 2017 which have not been deposited on account of dispute are as follows :

Name of the Statute	Nature of dues	Period for which amount relates	Amount in INR	Forum where the dispute is pending
Income Tax Act, 1961	Income Tax and interest (Disallowance of certain expenses* and short credit for prepaid taxes)	FY 2009-10	17,22,200*	Jurisdictional Assessing Officer
Income Tax Act, 1961	Tax on Fringe Benefit	FY 2008-09	1,79,478	Commissioner of Income Tax (Appeals) - 7, Pune

\* Out of the demand of Rs. 17,22,200/-, Income Tax Appellate Tribunal has allowed Company's appeal in respect of disallowance of expenses. However appeal effect relating to reduction of tax demand has not yet been received from the Jurisdictional Assessing Officer.

8. The company has not availed of any loans or borrowings from financial institutions, bank or government. There are no debenture holders. Accordingly the provisions of Clause 3(viii) of the Order are not applicable to the company.
9. The company has not raised any moneys by way of initial public offer, further public offer (including debt instruments) and term loans. Accordingly the provisions of clause 3(ix) of the Order are not applicable to the company.
10. Based upon the audit procedures performed and information and explanations given to us by the Management, we have neither come across any instance of fraud on or by the Company or on the Company by its officers or employees, noticed or reported during the year, nor have we been informed of such case by the management.

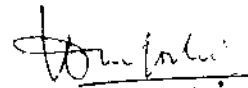




CONTINUATION SHEET

11. According to the information and explanations given to us and based on our examination of the records of the company, the company has paid / provided for managerial remuneration in accordance with the requisite approvals mandated by the provisions of section 197 read with schedule V to the Act.
12. As the Company is not a nidhi company and the nidhi rules 2014 are not applicable to it, the provisions of clause 3 (xii) of the Order are not applicable to the Company.
13. According to the information and explanations given to us and based on our examination of the records of the company, transactions with the related parties are in compliance with Sections 177 and 188 of the Act where applicable and details of such transactions have been disclosed in the financial statements as required by the applicable accounting standards.
14. The company has not made any preferential allotment or private placement of shares or fully or partly convertible debentures during the year under review. Accordingly the provisions of clause 3(xiv) of the Order are not applicable to the company.
15. According to the information and explanations given to us and based on our examination of the records of the company, the company has not entered into any non-cash transactions with its directors or persons connected with him. Accordingly the provisions of clause 3(xv) of the order are not applicable to the company.
16. The company is not required to be registered under section 45-IA of the Reserve Bank of India act, 1934. Accordingly the provisions of clause 3(xvi) of the Order are not applicable to the company.

FOR JOSHI & SAHNEY  
CHARTERED ACCOUNTANTS  
(Firm Reg.No.104359W)



H.M.JOSHI  
PARTNER

Membership No.031689

PUNE  
DATE: 30.5.2017



## MITCON CONSULTANCY &amp; ENGINEERING SERVICES LIMITED

BALANCE SHEET AS AT 31st March, 2017

Particulars		Note No.	As at 31st March, 2017 INR	As at 31st March, 2016 INR
<b>I EQUITY AND LIABILITIES</b>				
<b>(1) Shareholders' Funds</b>				
	(a) Share Capital	2	121,000,000.00	121,000,000.00
	(b) Reserves and Surplus	3	800,167,295.00	772,167,778.00
			<b>921,167,295.00</b>	<b>893,167,778.00</b>
<b>(2) Non-Current Liabilities</b>				
	(a) Deferred Tax Liabilities (Net)	4	13,750,725.00	16,531,652.00
	(b) Other Long Term Liabilities	5	2,716,603.00	2,744,103.00
	(c) Long Term Provisions	6	5,781,469.00	5,608,510.00
			<b>22,248,797.00</b>	<b>24,884,265.00</b>
<b>(3) Current Liabilities</b>				
	(a) Trade Payables	7	-	-
	i) Total outstanding dues to Micro Enterprises and Small enterprises		-	-
	i) Total outstanding dues to creditors other than Micro Enterprises and Small enterprises		61,125,128.00	47,355,109.00
	(b) Other Current Liabilities	8	19,251,210.00	14,713,247.00
	(c) Short-Term Provisions	9	7,335,037.00	17,309,777.00
			<b>87,711,375.00</b>	<b>79,378,133.00</b>
	<b>Total</b>		<b>1,031,127,467.00</b>	<b>997,430,176.00</b>
<b>II ASSETS</b>				
<b>(1) Non-Current Assets</b>				
	(a) Fixed Assets			
	(i) Tangible Assets	10 & 10A	223,050,299.00	252,310,267.00
	(ii) Intangible Assets	11	4,734,671.00	11,263,147.00
	(ii) Intangible Assets under development	11	6,009,727.00	-
			<b>233,794,697.00</b>	<b>263,573,414.00</b>
	(b) Non-Current Investments	12	59,140,200.00	75,000.00
	(c) Long Term Loans and Advances	13	38,296,465.00	30,994,969.00
	(d) Other Non-Current Assets	14	-	232,218,974.00
			<b>97,436,665.00</b>	<b>263,288,943.00</b>
<b>(2) Current Assets</b>				
	(a) Current Investments	15	241,112,319.00	85,431,443.00
	(b) Inventories	16	-	512,232.00
	(c) Trade Receivables	17	174,900,260.00	173,908,299.00
	(d) Cash and Bank Balances	18	190,435,145.00	142,384,541.00
	(e) Short-Term Loans and Advances	19	69,506,721.00	68,318,807.00
	(f) Other Current Assets	20	23,941,660.00	12,497.00
			<b>699,896,105.00</b>	<b>470,567,819.00</b>
	<b>Total</b>		<b>1,031,127,467.00</b>	<b>997,430,176.00</b>

See Accompanying Notes (1 To 44) Forming Integral Part of The Financial Statements

In terms of our report attached

For and on behalf of the Board

For Joshi and Sahney  
Chartered Accountants  
Firm Reg. No. 104359W

H. M. Joshi  
Partner  
Mem. No. 031689



*Maya Sinha*

Maya Sinha  
Chairperson  
DIN:03056226

*Ram Mapari*  
Ram Mapari  
Chief Financial Officer

*Dr. Pradeep Bavadekar*

Dr. Pradeep Bavadekar  
Managing Director  
DIN:00879747

*Madhav Oak*

Madhav Oak  
Company Secretary  
M No.A21687

Date: 30th May 2017  
Place: Pune

Date: 30th May 2017  
Place: Pune

**MITCON CONSULTANCY & ENGINEERING SERVICES LIMITED**


**STATEMENT OF PROFIT AND LOSS FOR THE YEAR ENDED 31st March, 2017**

Particulars	Note No.	For the year ended	For the year ended
		31st March, 2017	31st March, 2016
		INR	INR
I. Revenue from Operations	21	440,293,412.00	449,738,154.00
II. Other Income	22	29,854,928.00	35,779,271.00
<b>III. Total Revenue (I +II)</b>		<b>470,148,340.00</b>	<b>485,517,425.00</b>
IV. Expenses:			
Operating Costs	23	134,189,920.00	124,826,926.00
Employee Benefit Expense	24	142,573,571.00	144,731,095.00
Finance Costs	25	565,282.00	505,246.00
Depreciation Expense - Tangible Assets	10 & 10A	19,793,607.00	31,306,873.00
Amortization Expense - Intangible Assets	11	4,094,508.00	6,705,126.00
Other Expenses	26	113,586,682.00	110,030,806.00
<b>Total Expenses</b>		<b>414,803,570.00</b>	<b>418,106,072.00</b>
V. Profit Before Tax		55,344,770.00	67,411,353.00
VI Tax Expense:			
(1) Current Tax		18,150,000.00	23,000,000.00
(2) Deferred Tax Liability / (Asset) (Net)		(2,780,927.00)	(1,686,158.00)
(3) Excess provision for Taxation of Earlier years		(4,267,464.00)	-
		<b>11,101,609.00</b>	<b>21,313,842.00</b>
<b>VII Profit for the Year</b>		<b>44,243,161.00</b>	<b>46,097,511.00</b>
IX Earning per equity share (Face Value INR. 10/-)	35		
Basic		3.66	3.81
Diluted		3.66	3.81


See Accompanying Notes (1 To 44) Forming Integral Part of The Financial Statements

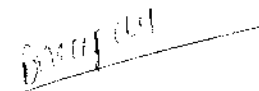
In terms of our report attached  
For Joshi and Sahney  
Chartered Accountants  
Firm Reg. No. 104359W


For and on behalf of the Board

  
H. M. Joshi  
Partner  
Mem. No. 031689



  
Maya Sinha  
Chairperson  
DIN:03056226

  
Ram Mapari  
Chief Financial Office

  
Dr. Pradeep Bavadekar  
Managing Director  
DIN:00879747

  
Madhav Oak  
Company Secretary  
M No.A21687

Date: 30th May 2017  
Place: Pune

Date: 30th May 2017  
Place: Pune

## MITCON CONSULTANCY &amp; ENGINEERING SERVICES LIMITED

## CASH FLOW STATEMENT FOR THE YEAR ENDED 31ST MARCH, 2017

Particulars	Year ended 31st March, 2017		Year ended 31st March, 2016	
	INR	INR	INR	INR
<b>A CASH FLOW FROM OPERATING ACTIVITIES</b>				
Profit before tax:		55,344,770.00		67,411,353.00
Adjustments for:				
Depreciation & Amortisation	23,888,115.00		38,011,999.00	
Finance Costs	565,282.00		505,246.00	
Loss on sale of fixed assets	58,783.00		75,159.00	
Interest income	(20,874,421.00)		(28,332,338.00)	
Dividend Income	(5,526,864.00)	(1,889,105.00)	(1,917,324.00)	8,342,742.00
Operating profit before Working Capital changes		53,455,665.00		75,754,095.00
Adjustments for changes in Working capital:				
Long term Loans and advances	(7,301,496.00)		5,889,023.00	
Other non-current assets	232,218,974.00		(210,945,714.00)	
Inventories	512,232.00		1,480,515.00	
Trade Receivables	(991,961.00)		(16,589,135.00)	
Short term Loans and advances	462,761.00		(5,252,496.00)	
Other current assets	(23,929,163.00)		260.00	
Other long term liabilities	(27,500.00)		16,843.00	
Long term Provisions	172,959.00		269,615.00	
Trade Payables	13,770,019.00		4,599,155.00	
Other current liabilities	4,537,963.00		6,147,571.00	
Short term Provisions	4,588,535.00	224,013,323.00	(194,985.00)	(214,579,348.00)
Cash generated from operations		277,468,988.00		(138,825,253.00)
Income taxes paid		21,671,386.00		31,619,975.00
<b>Net Cash flow from Operating Activities</b>		<b>255,797,602.00</b>		<b>(170,445,228.00)</b>
<b>B CASH FLOW FROM INVESTING ACTIVITIES</b>				
Fixed Assets:				
Purchase of Fixed Assets	(6,139,879.00)		(13,962,305.00)	
Sale proceeds of Fixed Assets	52,041.00		88,117.00	
Investments:				
Purchase of Investment - Non Current	(280,267,630.00)		(135,124,556.00)	
Purchase of Investment - Current	(35,126,352.00)		-	
Sale proceeds - Current	100,770,906.00		65,738,324.00	
Interest income	20,874,421.00		28,332,338.00	
Dividend Income	5,526,864.00		1,917,324.00	
<b>Net Cash from \ (used) in Investing</b>		<b>(194,309,629.00)</b>		<b>(53,010,758.00)</b>
<b>C CASH FLOW FROM FINANCING ACTIVITIES</b>				
Receipt of Grant and interest thereon	1,691,188.00		1,683,634.00	
Finance Cost	(565,282.00)		(505,246.00)	
Dividend & tax on Dividend paid activities	(14,563,275.00)		(14,563,275.00)	
		(13,437,369.00)		(13,384,887.00)
<b>D NET INCREASE / (DECREASE) IN CASH AND CASH EQUIVALENTS</b>		<b>48,050,604.00</b>		<b>(236,840,873.00)</b>
Cash and Cash Equivalents (Opening balance)		142,384,541.00		379,225,414.00
Cash and Cash Equivalents (Closing balance)		190,435,145.00		142,384,541.00

## Notes :

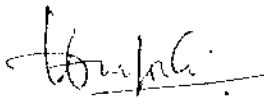
1 Figures in brackets represent outflows of cash and cash equivalents.



2 Cash and cash equivalents comprise of :

	As at 31st Mar, 2017 INR	As at 31st Mar, 2016 INR
<b>Cash and cash equivalents</b>		
Cash on hand	688,132.00	424,846
Cheques, drafts on hand	2,655,217.00	2,366,980
<b>Balance with Bank</b>		
Balances with banks (including deposits with less than 3 months maturity)	115,513,983.00	83,295,868
<b>Other bank balances</b>		
- Deposits with maturity of more than three months but less than 12 months	7,512,701.00	23,530,602
- Margin Money for Bank Guarantees	63,343,915.00	30,723,432
- Earmarked balances	721,197.00	2,042,813
<b>Total</b>	190,435,145.00	142,384,541.00

In terms of our report attached  
For Joshi and Sahney  
Chartered Accountants  
Firm Reg. No. 104359W



H. M. Joshi  
Partner  
Mem. No. 031689



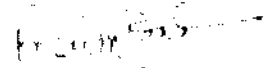
Date: 30th May 2017  
Place: Pune

For and on behalf of the Board




Maya Sinha  
Chairperson  
DIN:03056226

  
Ram Mapari  
Chief Financial Officer



Dr. Pradeep Bavadekar  
Managing Director  
DIN:00879747

  
Madhav Oak  
Company Secretary  
M No.A21687

Date: 30th May 2017  
Place: Pune

SIGNIFICANT ACCOUNTING POLICIES AND NOTES FORMING PART OF THE FINANCIAL STATEMENTS

**1 SIGNIFICANT ACCOUNTING POLICIES**

**1.1 Basis of preparation of financial statements**

- a) These financial statements have been prepared in accordance with the generally accepted accounting principles in India under the historical cost convention. The financial statements have been prepared to comply in all material respects with the Accounting Standards specified under Section 133 of the Act, read with Rule 7 of the Companies (Accounts) Rules, 2014 and the Companies (Accounting Standards) Amendment Rules 2016 and the relevant provisions of the Companies Act, 2013
- b) The Company follows mercantile system of accounting and recognises income and expenditure on accrual basis except for those items with significant uncertainties

**1.2 Revenue Recognition**

- A Revenue from Consultancy / Services / Incubation / Environment Laboratory Services is recognised as per the terms of the specific contracts / work orders.
- B Revenue from training programs is accounted as follows: -
  - a) Fees from the participants are accounted at commencement of company's in house courses as per scheduled fee structure
  - b) Revenue from Government sponsored training programs is recognized on accrual basis.
  - c) Revenue from training activities conducted on behalf of Maharashtra Knowledge Corporation Limited (MKCL), being not reasonably determinable, is recognised on receipt basis (See note 38).
- C Revenue from Wind energy generation is recognised based on units generated.(Net of rebate)
- D Interest income is recognised on a time proportion basis.
- E Dividend income is recognised only when the company's right to receive the dividend is established.

**1.3 Use of Estimates**

Estimates and assumptions used in the preparation of the financial statements are based on management's evaluation of the relevant facts and circumstances as of date of the Financial Statements, which may differ from the actual results at a subsequent date. Any revision to accounting estimates is recognized prospectively in current and future period.

**1.4 Property, Plant & Equipment and Intangible Assets**

- a The company has adopted Cost Model to measure the gross carrying amount of fixed assets.
- b Tangible Fixed assets are stated at cost of acquisition less accumulated depreciation. Cost includes the purchase price and all other attributable costs incurred for bringing the asset to its working condition for intended use.
- c Intangible assets are stated at the consideration paid for acquisition and customisation thereof less accumulated amortisation.
- d Cost of fixed assets not ready for use before the balance sheet date is disclosed as Capital Work in Progress
- e Cost of Intangible Assets not ready for use before the balance sheet date is disclosed as Intangible Assets under Development.

**1.5 Depreciation / Amortisation**

- a Depreciation on tangible fixed assets has been provided on straight line method over the estimated useful life of the asset in the manner prescribed in Schedule II of the Companies Act, 2013, except in the case of Wind Turbine Generator which is depreciated over 20 years as per technical evaluation by manufacturer
- b Intangible asset being cost of Software capitalised is amortised over a period of three years.

**1.6 Impairment of Assets**

An asset is treated as impaired when the carrying cost of an asset exceeds its recoverable value. An impairment loss is charged to the Statement of Profit and Loss in the year in which an asset is identified as impaired. The impairment loss recognised in prior period is reversed if there has been a change in the estimate of the recoverable amount.

**1.7 Government Grants**

Government grants in the nature of promoters' contribution are credited to Capital Grants under Reserves and Surplus and treated as a part of shareholders' funds. Utilisation thereof is as per covenants of grants received.

Such grants are reduced to the extent of depreciation charged and loss on sale or discard of fixed assets purchased there from. Further interest from investment of unutilised Grants / interest on loan disbursed to incubatee are added to respective Grants.

Balance remaining in the Grant after completion of its intended purpose, is transferred to General Reserve.

SIGNIFICANT ACCOUNTING POLICIES AND NOTES FORMING PART OF THE FINANCIAL STATEMENTS

**1.8 Operating Lease**

Operating lease payments are recognized as an expense in the Statement of Profit and Loss.

**1.9 Investments**

**A** Long term investments are stated at cost. Provision for diminution in the value of long-term investment is made only if such decline is other than temporary.

**B** Current investments are stated at lower of cost or market value. The determination of carrying amount of such investment is done on the basis of specific identification.

**1.10 Retirement Benefits**

**A Short Term Employee Benefits:**

All employee benefits payable within twelve months of rendering the service are classified as short term benefits. Such benefits include salaries, wages, bonus, short term compensated absences, awards, ex-gratia, performance pay etc. and the same are recognised in the period in which the employee renders the related service.

**B Employment Benefits:**

**i) Defined Contribution Plans:**

The company has Defined Contribution Plans for post employment benefit in the form of Provident Fund / Pension Fund which are administered by the Regional Provident Fund Commissioner. Provident Fund / Pension Fund are classified as defined contribution plans as the company has no further obligation beyond making contributions. The company's contributions to defined contribution plans are charged to the Statement of Profit and Loss as and when incurred.

**ii) Defined Benefit Plans:**

**a Funded Plan:**

The company has defined benefit plan for post employment benefit in the form of gratuity for the employees which are administered through Life Insurance Corporation of India. Liability for the said defined plan is provided on the basis of valuation as at the Balance Sheet date, carried out by an independent actuary. The actuarial method used for measuring the liability is the Projected Unit Credit Method.

**b Non Funded Plan:**

The company has defined benefit plan for the employment benefit in the form of leave encashment for the employees. Liability for above defined benefit plan is provided on the basis of the valuation as at the Balance Sheet date carried out by an independent actuary. The actuarial method used for measuring the liability is the Projected Unit Credit Method.

**iii) The actuarial gains and losses arising during the year are recognized in the Statement of Profit and Loss for the year without resorting to any amortization.**

**1.11 Income Tax**

**a Current Taxation:**

Provision for current tax is made on the basis of taxable profits computed for the current accounting period in accordance with Income Computation and Disclosure Standards as notified under section 145 (2) of the Income Tax Act, 1961

Provision is made for income Tax annually, based on the tax liability computed after considering tax allowances and exemptions.

**b Deferred Tax**

Deferred tax is recognised, subject to consideration of prudence in respect of deferred tax assets, on timing difference, being the difference between taxable incomes and accounting income that originate in one period and are capable of reversal in one or more subsequent periods.

The carrying amount of deferred tax assets is reviewed at each balance sheet date and reduced to the extent that it is no longer probable that sufficient taxable profit will be available to allow all or part of the deferred tax assets to be utilized. Deferred tax assets and liabilities are measured at the tax rates that have been enacted or substantially enacted at the balance sheet date.

SIGNIFICANT ACCOUNTING POLICIES AND NOTES FORMING PART OF THE FINANCIAL STATEMENTS

**1.12 Earnings Per Share**

Earnings per share are calculated by dividing the net profit or loss for the year attributable to equity shareholders by the weighted average number of equity shares outstanding during the year.

**1.13 Foreign Currency Transaction**

**a Initial Recognition :**

Foreign currency transactions are recorded in the reporting currency, by applying to the foreign currency amount the exchange rate between the reporting currency and the foreign currency at the date of the transaction.

**b Exchange Differences :**

Exchange differences arising on the settlement of foreign currency transactions are recognised as income or as expense in the year in which they arise.

**1.14 Provisions, Contingent Liabilities and Contingent Assets :**

Provisions are recognised for liabilities that can be measured only by using a substantial degree of estimation, if

- a) the Company has a present obligation as a result of a past event,
- b) a probable outflow of resources is expected to settle the obligation; and
- c) the amount of the obligation can be reliably estimated.

Reimbursement expected in respect of expenditure required to settle a provision is recognised only when it is virtually certain that the reimbursement will be received.

Contingent Liability is disclosed in case of

- a) a present obligation arising from past events, when it is not probable that an outflow of resources will be required to settle the obligations;
- b) a present obligation arising from past events, when no reliable estimate is possible; and
- c) a possible obligation arising from past events where the probability of outflow of resources is not remote.

Contingent Assets are neither recognised , nor disclosed.

Provisions, contingent liabilities and contingent assets are reviewed at each Balance sheet date.

**1.15 Inventories**

Inventory in the nature of printed course material are valued at lower of cost or net realisable value. Cost is determined on FIFO basis.

**1.16 Segment Reporting**

The company identifies primary segments based on the dominant source, nature of risks, returns and the internal organization structure. The operating segments are the segments for which separate financial information is available and for which operating Profit/Loss amounts are evaluated regularly by the Management in deciding how to allocate resource and in assessing performance.

The accounting policies adopted for segment reporting are in line with the accounting policies of the Company. Segment revenue, segment expenses, segment assets and segment liabilities have been identified to segments on the basis of their relationship to the operating activities of the segment.

**1.17 Cash Flow Statement**

Cash flows are reported using the indirect method, whereby net profit before tax is adjusted for the effects of transactions of a non cash nature and any deferrals of past or future cash receipts and payments. The cash flows from regular operating, investing and financing activities of the company are segregated

**1.18 Dividend**

Dividend is recognised as liability in the period in which it is declared by the Company (usually when approved by shareholders in General Meeting) or paid



MITCON CONSULTANCY & ENGINEERING SERVICES LIMITED  
 NOTES FORMING PART OF FINANCIAL STATEMENTS  
 NOTE 2 - SHARE CAPITAL

Particulars	As at 31st March, 2017 INR	As at 31st March, 2016 INR
<b>Authorised:</b> 25,000,000 ( P.Y. 15,000,000) Equity Shares of INR 10/- each.	250,000,000.00	150,000,000.00
<b>Issued, Subscribed and Paid up:</b> 12,100,000 Equity Shares of INR 10/- each.	121,000,000.00	121,000,000.00
<b>Total</b>	<b>121,000,000.00</b>	<b>121,000,000.00</b>

**Notes:**

**a) Reconciliation of the no. of shares :**

Particulars	As at 31st March, 2017		As at 31st March, 2016	
	No of shares	Amount	No of shares	Amount
No of Equity shares outstanding at the beginning of the year (Face Value of INR 10/-)	12,100,000	121,000,000.00	12,100,000	121,000,000
No of Equity shares outstanding at the end of the year ( Face value of INR10/-)	12,100,000	121,000,000.00	12,100,000	121,000,000

**b) Rights, preferences and restrictions attached to shares:**

The company has one class of equity shares having a par value of INR 10/- per share. Each equity holder is entitled to one vote per share and have a right to receive dividend as recommended by Board of Directors subject to necessary approval from the shareholders. In the event of liquidation of the Company, the holders of equity shares will be entitled to receive remaining assets of the company, after distribution of all preferential amounts. The distribution will be in proportion to the number of equity shares held by the shareholders.

**c) Shares allotted as fully paid-up by way of bonus shares (during immediately preceding 5 years):**

Particulars	31-Mar-17	31-Mar-16	31-Mar-15	31-Mar-14	31-Mar-13
Equity Shares allotted as fully paid-up bonus shares by capitalisation of accumulated profits	-	-	-	7,500,000	-

**d) Number of Equity shares held by each shareholder holding more than 5% shares in the company are as follows:**

Particulars	Number of shares as at 31st March, 2017 of INR10/- each	% of shares held	Number of shares as at 31st March, 2016 of INR10/-each	% of shares held
1) SIDBI Trustee Company Limited A/c India Opportunities Ltd	1,638,000	13.54%	1,638,000	13.54%
2) Small Industries Development Bank of India	1,000,000	8.26%	1,000,000	8.26%
3) SICOM Ltd.	800,000	6.61%	800,000	6.61%
4) Mukul Mahavir Prasad Agrawal	752,000	6.21%	752,000	6.21%
5) Ashok Kumar Agrawal	656,000	5.42%	-	0.00%
6) ICICI Bank Ltd	-	0.00%	1,520,000	12.56%

**MITCON CONSULTANCY & ENGINEERING SERVICES LIMITED**  
**NOTES FORMING PART OF FINANCIAL STATEMENTS**  
**NOTE 3 - RESERVES AND SURPLUS**

Particulars	INR.	As at 31st March, 2017 INR	As at 31st March, 2016 INR
<b>Capital Grants :</b>			
<b>Capital Grant Received from :</b>			
<b>1) Ministry of Food Processing Industry, Govt. of India</b>			
For setting up Food Processing Training Centre	70,041.00		248,094.00
Less :- Depreciation for the Year	60,350.00		178,053.00
<b>Closing Balance</b>		9,691.00	70,041.00
<b>2) Technology Development Board, Govt. of India</b>			
Opening Balance	5,223,557.00		5,012,341.00
Add : Interest Received (net of Taxes)	191,188.00		211,216.00
<b>Closing Balance</b>		5,414,745.00	5,223,557.00
<b>3) Grant received from MSME under ASPIRE scheme (For Upgradation of Technical Business Incubator)</b>			
Opening Balance	1,471,611.00		-
Add: received during the year	1,500,000.00		1,500,000.00
Less :- Utilised towards consumable purchase	5,448.00		27,582.00
Less :- Depreciation for the Year	380,603.00		807.00
<b>Closing Balance</b>		2,585,560.00	1,471,611.00
<b>Revaluation Reserve:</b>			
Opening Balance	17,488,431.00		17,890,378.00
Less: Transferred to General reserve *	-		401,947.00
Less: Adjusted against revalued asset as per Accounting Standard 10 (para 91) *	17,488,431.00		-
<b>Closing Balance</b>		-	17,488,431.00
<b>Securities Premium Reserve:</b>			
As per last Balance Sheet		173,557,818.00	173,557,818.00
<b>General Reserve:</b>			
Opening Balance	91,276,262.00		90,874,315.00
Add: Transfer from Revaluation Reserve *	-		401,947.00
<b>Closing Balance</b>		91,276,262.00	91,276,262.00
<b>Surplus in Statement of Profit &amp; Loss</b>			
Opening Balance	483,080,058.00		451,545,822.00
Add: Profit for the Year	44,243,161.00		46,097,511.00
<b>Less: Appropriations</b>		527,323,219.00	497,643,333.00
Proposed Dividend	-		12,100,000.00
Tax on Proposed Dividend	-		2,463,275.00
<b>Closing Balance</b>		527,323,219.00	483,080,058.00
<b>Total</b>		<b>800,167,295.00</b>	<b>772,167,778.00</b>

\* Ministry of Corporate Affairs vide notification dated March 30, 2016 notified Companies (Accounting Standards) Amendment Rules, 2016 and vide this notification, the earlier Accounting Standard 10 - Fixed Assets has been substituted with Accounting Standard - 10 Property, Plant and Equipment.

In accordance with provisions of Accounting Standard - 10 Property, Plant and Equipment the company has opted for Cost Model for recognition of Property, Plant and Equipment. The company had in earlier year revalued its Building - Office Premises which is reflected in its carrying cost. This being a transitional year, the company has in accordance with the requirement of para 91 of this Standard adjusted the amount outstanding in the revaluation reserve against the carrying amount of Building - Office Premises. Consequently there is no charge of depreciation on the revalued portion of Building - Office Premises for the year ended 31st March, 2017 (Previous year INR 4,01,947) .

**MITCON CONSULTANCY & ENGINEERING SERVICES LIMITED**  
**NOTES FORMING PART OF FINANCIAL STATEMENTS**  
**NOTE 4 - Deferred Tax**

(i) Break up of Deferred Tax Liability as at year end :

Nature of timing difference	As at 31st March, 2017 INR	As at 31st March, 2016 INR
Provision for Depreciation	16,941,944.00	17,791,714.00
<b>Total</b>	<b>16,941,944.00</b>	<b>17,791,714.00</b>

(ii) Break up of Deferred Tax Asset as at year end:

Nature of timing difference	As at 31st March, 2017 INR	As at 31st March, 2016 INR
Provision for Leave encashment	3,191,219.00	1,260,062.00
<b>Total</b>	<b>3,191,219.00</b>	<b>1,260,062.00</b>
<b>(iii) Deferred Tax Liability (net)</b>	<b>13,750,725.00</b>	<b>16,531,652.00</b>

**NOTE 5 - OTHER LONG TERM LIABILITIES**

Particulars	As at 31st March, 2017 INR	As at 31st March, 2016 INR
Retention Money from Vendor	2,716,603.00	2,744,103.00
<b>Total</b>	<b>2,716,603.00</b>	<b>2,744,103.00</b>

**NOTE 6 - LONG TERM PROVISIONS**

Particulars	As at 31st March, 2017 INR	As at 31st March, 2016 INR
Provision for Leave Encashment	5,781,469.00	5,608,510.00
<b>Total</b>	<b>5,781,469.00</b>	<b>5,608,510.00</b>

**MITCON CONSULTANCY & ENGINEERING SERVICES LIMITED**  
**NOTES FORMING PART OF FINANCIAL STATEMENTS**  
**NOTE 7 - TRADE PAYABLES**

<b>Particulars</b>	<b>As at 31st March, 2017 INR</b>	<b>As at 31st March, 2016 INR</b>
Trade Payables		
i) total outstanding dues to Micro Enterprises and Small enterprises	-	-
i) total outstanding dues to creditors other than Micro Enterprises and Small enterprises	61,125,128.00	47,355,109.00
<b>Total</b>	<b>61,125,128.00</b>	<b>47,355,109.00</b>

**NOTE 8 - OTHER CURRENT LIABILITIES**

<b>Particulars</b>	<b>As at 31st March, 2017 INR</b>	<b>As at 31st March, 2016 INR</b>
<b>Other Payables</b>		
Advance from Customers	5,221,689.00	6,107,306.00
Provident Fund Contribution Employee & Employer	1,548,715.00	1,739,145.00
ESIC Payable	77,523.00	45,597.00
TDS / VAT Payable	6,092,345.00	4,798,206.00
Security Deposits	451,502.00	198,759.00
Payable against Capital Account	5,859,436.00	1,824,234.00
<b>Total</b>	<b>19,251,210.00</b>	<b>14,713,247.00</b>

**NOTE 9 - SHORT-TERM PROVISIONS**

<b>Particulars</b>	<b>As at 31st March, 2017 INR</b>	<b>As at 31st March, 2016 INR</b>
Proposed Dividend	-	12,100,000.00
Tax on Proposed Dividend	-	2,463,275.00
Provision for Leave Encashment	7,335,037.00	2,746,502.00
<b>Total</b>	<b>7,335,037.00</b>	<b>17,309,777.00</b>

MITCON CONSULTANCY & ENGINEERING SERVICES LIMITED  
 NOTES FORMING PART OF FINANCIAL STATEMENTS  
 NOTE 10 - FIXED ASSETS - PROPERTY, PLANT & EQUIPMENT

Types of Assets	Cost					Depreciation					Net Book	
	As at 1st April, 2016 INR	Reclassification Adjustment in opening balance INR	Additions during the Year	Adjustment / Deductions during the Year INR	As at 31st March 2017 INR	Up to 31st March 2016 INR	Reclassification Adjustment in opening balance INR	For the Year INR	On Adjustment / Deductions during the Year INR	Up to 31st March 2017 INR	As at 31st March 2017 INR	As at 31st March 2016 INR
TANGIBLE ASSETS												
Land - Freehold	200,000.00	-	-	-	200,000.00	-	-	-	-	-	200,000.00	200,000.00
Improvements to Leasehold Premises	12,084,654.00	-	-	-	12,084,654.00	4,584,320.00	1,183,258.00	1,183,258.00	-	5,767,578.00	6,317,076.00	7,500,334.00
Buildings- Office Premises - see notes A & B below	195,805,976.00	248,900.00	371,400.00	23,953,918.00	173,101,958.00	17,486,123.00	2,854,214.00	6,465,487.00	6,465,487.00	13,974,850.00	159,227,108.00	179,319,853.00
Energy Audit Equipment	13,191,545.00	-	-	-	13,191,545.00	9,842,036.00	1,769,877.00	1,769,877.00	-	11,611,913.00	1,951,032.00	3,349,509.00
Furniture & Fixtures	36,338,811.00	-	69,519.00	-	36,338,811.00	15,252,366.00	4,139,033.00	4,139,033.00	-	19,391,398.00	16,947,413.00	21,086,446.00
Vehicles	6,432,904.00	-	293,305.00	142,739.00	30,834,957.00	3,680,991.00	639,500.00	639,500.00	-	4,220,491.00	2,281,932.00	2,851,913.00
Office Equipment - see notes B & C below	30,934,291.00	(248,900.00)	-	-	30,685,391.00	30,614,419.00	4,530,051.00	4,530,051.00	76,096.00	24,790,258.00	6,044,699.00	319,872.00
Environment / B.T. Lab equipments	11,205,895.00	-	1,515,321.00	-	12,721,216.00	6,800,468.00	556,462.00	556,462.00	-	7,356,930.00	5,364,286.00	4,405,427.00
Computers & Printers - see note C below	38,309,533.00	-	2,157,351.00	399,190.00	40,067,994.00	27,450,668.00	1,879,633.00	7,606,928.00	355,009.00	35,622,220.00	3,445,774.00	10,819,165.00
Electrical Installations	13,151,657.00	-	-	-	13,151,657.00	6,033,938.00	1,093,327.00	1,093,327.00	-	7,127,265.00	6,024,392.00	7,117,719.00
Wind Turbine Generator	41,982,900.00	-	-	-	41,982,900.00	28,201,967.00	1,148,232.00	1,148,232.00	-	29,350,199.00	12,632,701.00	13,780,933.00
Total (A)	400,638,466.00	-	4,406,895.00	24,495,847.00	380,549,515.00	149,887,295.00	19,793,607.00	6,896,592.00	6,896,592.00	160,113,122.00	220,436,393.00	250,751,171.00
Previous Year	400,373,489.00	-	7,237,908.00	6,972,931.00	400,638,466.00	125,390,077.00	31,306,873.00	6,809,659.00	6,809,659.00	148,887,286.00	250,751,171.00	274,963,412.00

Note

Note A - Ministry of Corporate Affairs vide notification dated March 30, 2016 notified Companies (Accounting Standards) Amendment Rules, 2016 and vide this notification, the earlier Accounting Standard 10 - Fixed Assets has been substituted with Accounting Standard - 10 Property, Plant and Equipment in accordance with provisions of Accounting Standard - 10 Property, Plant and Equipment. The company has opted for recognition of Property, Plant and Equipment in accordance with provisions of Accounting Standard - 10 Property, Plant and Equipment. The company had in earlier year revalued its Building - Office Premises (by INR 23,953,918) which is reflected in its gross carrying cost. This being a transitional year, the company has in accordance with the requirement of para 91 of this Standard adjusted the amount outstanding in the revaluation reserve (INR 17,488,431 being net of 23,953,918 - INR 6,465,487) against the carrying amount of Building - Office Premises. Consequently there is no charge of depreciation on the revalued portion of Building - Office Premises for the year ended 31st March, 2017 (Previous year INR 4,01,947).

Note B - Adjustment of INR 249,900 on account of re-classification in the cost of office equipment and building has been made

Note C - Adjustment on account of re-classification in the accumulated depreciation of office equipment (INR (-) 10,278,116), computer & printer (INR 7,606,928), and computer software (INR 2,671,188) has been made. However there is no effect on the total depreciation to be charged for the year

MITCON CONSULTANCY & ENGINEERING SERVICES LIMITED  
 NOTES FORMING PART OF FINANCIAL STATEMENTS  
 NOTE 10 A - FIXED ASSETS - PROPERTY, PLANT & EQUIPMENT (Purchased out of Grants received)

Types of Assets	Cost						Depreciation #			Net Block	
	As at 1st April, 2016 INR	Reclassification Adjustment in opening balance INR	Additions during the Year	Deductions during the Year INR	As at 31st March 2017 INR	Upto 31st March 2016 INR	Reclassification Adjustment in opening balance provi INR	On Deductions* INR	Upto 31st March 2017 INR	As at 31st March 2017 INR	As at 31st March 2016 INR
Assets purchased under grants received from Ministry of Food processing Industry and Ministry of Micro, Small and Medium Enterprises, GOI											
Computer and Printers	432,000.00	-	-	-	432,000.00	-	-	431,999.00	431,999.00	1.00	1.00
Office equipments	6,169,901.00	-	1,495,753.00	-	7,665,654.00	-	-	4,639,588.00	5,074,537.00	2,591,127.00	1,530,313.00
Furniture and Fixture	1,021,551.00	-	-	-	1,021,551.00	-	-	1,004,603.00	1,008,116.00	13,435.00	16,948.00
Electrical Installation	867,660.00	-	-	-	867,660.00	-	-	855,826.00	858,317.00	9,343.00	11,634.00
<b>Total (B)</b>	<b>8,491,112.00</b>	<b>-</b>	<b>1,495,753.00</b>	<b>-</b>	<b>9,986,875.00</b>	<b>-</b>	<b>-</b>	<b>6,932,016.00</b>	<b>7,372,969.00</b>	<b>2,613,906.00</b>	<b>1,559,096.00</b>
Previous Year	7,465,976.00	-	1,476,779.00	451,643.00	8,491,112.00	-	-	7,204,799.00	6,932,016.00	1,559,096.00	261,178.00
<b>Total Tangible Assets (A+B)</b>	<b>409,129,578.00</b>	<b>-</b>	<b>5,902,659.00</b>	<b>24,495,847.00</b>	<b>390,536,390.00</b>	<b>(2,671,188.00)</b>	<b>-</b>	<b>156,819,311.00</b>	<b>167,486,091.00</b>	<b>223,050,299.00</b>	<b>252,310,267.00</b>
Total Tangible Assets (A+B) Previous Year	407,839,465.00	-	5,902,659.00	7,424,574.00	499,129,578.00	-	-	132,594,876.00	156,819,311.00	252,310,267.00	275,244,590.00

# - Depreciation on the assets has been deducted from respective Capital Grants received

NOTE 11 - FIXED ASSETS - INTANGIBLE ASSETS

Types of Assets	Cost			Amortization			Net Block			
	As at 1st April, 2016 INR	Reclassification Adjustment in opening balance INR	Additions during the Year	Deductions during the Year INR	As at 31st March 2017 INR	Upto 31st March 2016 INR	On Deductions* INR	Upto 31st March 2017 INR	As at 31st March 2016 INR	
INTANGIBLE ASSETS										
Computer Software - see note C above	44,749,903.00	-	237,220.00	-	44,987,123.00	2,671,188.00	-	40,282,452.00	4,734,671.00	11,263,147.00
<b>Total</b>	<b>44,749,903.00</b>	<b>-</b>	<b>237,220.00</b>	<b>-</b>	<b>44,987,123.00</b>	<b>2,671,188.00</b>	<b>-</b>	<b>40,282,452.00</b>	<b>4,734,671.00</b>	<b>11,263,147.00</b>
Previous year	39,502,285.00	5,247,618.00	-	-	44,749,903.00	-	-	33,486,756.00	11,263,147.00	12,720,655.00
Intangible Asset under Development	-	-	6,009,727.00	-	6,009,727.00	-	-	-	6,009,727.00	-

MITCON CONSULTANCY & ENGINEERING SERVICES LIMITED  
 NOTES FORMING PART OF FINANCIAL STATEMENTS  
 NOTE 12 - NON CURRENT INVESTMENTS

Particulars	As at 31st March, 2017 INR	As at 31st March, 2016 INR
<b>Investments (At Cost)</b>		
<b>Investment in associate - (Trade, Unquoted)</b>		
5,880,000 Fully paid up Equity shares of INR 10/- each of Kishna Windfarms Developers Pvt Ltd (PY Nil)	59,065,200.00	-
<b>Non-trade, Unquoted</b>		
<b>Other Investments:</b>		
<b>In Government Securities -</b>		
National Savings Certificates	75,000.00	75,000.00
<b>Total</b>	<b>59,140,200.00</b>	<b>75,000.00</b>

Aggregate amount of unquoted investments INR 59,140,200/- (Previous Year INR 75,000/-)

**NOTE 13 - LONG TERM LOANS AND ADVANCES**

Particulars	As at 31st March, 2017 INR	As at 31st March, 2016 INR
<b>Unsecured, Considered Good</b>		
Capital Advances #	2,669,650.00	2,669,650.00
Security Deposits	29,413,861.00	23,593,582.00
Prepaid Expenses / Gratuity Contribution	2,913,129.00	2,709,226.00
Loan to incubatee (out of TDB Grant - see note no. 27 A)	3,299,825.00	2,022,511.00
<b>Total</b>	<b>38,296,465.00</b>	<b>30,994,969.00</b>

# - Capital advances INR 2,669,650 (PY INR 2,669,650) pertain to full payment as per demand letter ref no C30642/2015 dated 31st July, 2015 of MIDC, Nanded. for lease of office at Udyog Bhavan, Nanded. The company has taken possession and occupied this office during the year ended 31st March, 2016. Capitalisation of the leasehold rights and amortisation thereof is pending for execution and registration of formal lease deed with MIDC

**NOTE 14 - OTHER NON CURRENT ASSETS**

Particulars	As at 31st March, 2017 INR	As at 31st March, 2016 INR
<b>Unsecured, Considered Good</b>		
Deposit with NBFC		
- Deposits with more than 12 months maturity	-	221,202,430.00
- Interest accrued on above deposit	-	11,016,544.00
<b>Total</b>	<b>-</b>	<b>232,218,974.00</b>

MITCON CONSULTANCY & ENGINEERING SERVICES LIMITED  
 NOTES FORMING PART OF FINANCIAL STATEMENTS  
 NOTE 15 -CURRENT INVESTMENTS

Particulars	As at 31st March, 2017 INR	As at 31st March, 2016 INR
<b>Others</b>		
<b>Quoted at Cost</b>		
Investments in Mutual funds	19,909,889.00	85,431,443.00
<b>Unquoted at Cost</b>		
Deposits with NBFC	221,202,430.00	-
<b>Total</b>	<b>241,112,319.00</b>	<b>85,431,443.00</b>
<b>Particulars</b>	<b>INR</b>	<b>INR</b>
Aggregate value of Quoted investment	19,909,889.00	85,431,443.00
Market value of Quoted investment	21,268,702.00	86,260,107.28
Aggregate value of Unquoted investment	221,202,430.00	-

PARTICULARS OF INVESTMENTS	Face Value Per Unit	As at 31st March 2017		As at 31st March 2016	
	INR	Nos.	INR	Nos.	INR
<b>Quoted</b>					
Reliance Banking and PSU debt fund - weekly dividend	10.000	1,373,643.23	13,909,889.00	7,361,177.32	74,397,618.00
Reliance Liquid Fund - Cash plan				4,518.09	5,033,825.00
Reliance Short Term Fund growth plan growth option	25.000	232,580.676	6,000,000.00	232,580.68	6,000,000.00
Reliance Short Term Fund direct dividend monthly plan					
<b>Total - B</b>			<b>19,909,889.00</b>		<b>85,431,443.00</b>
<b>TOTAL - A + B</b>			<b>19,909,889.00</b>		<b>85,431,443.00</b>

NOTE 16 - INVENTORIES (AT COST)

Particulars	As at 31st March, 2017 INR	As at 31st March, 2016 INR
Inventory of Printed Course Material	-	512,232.00
<b>Total</b>	<b>-</b>	<b>512,232.00</b>

MITCON CONSULTANCY & ENGINEERING SERVICES LIMITED  
 NOTES FORMING PART OF FINANCIAL STATEMENTS  
 NOTE 17 -TRADE RECEIVABLES

Particulars	As at 31st March, 2017 INR	As at 31st March, 2016 INR
Outstanding for a period exceeding six months from the date they are due for payment:		
Unsecured considered good	68,812,476.00	63,529,878.00
Unsecured considered doubtful	3,090,595.00	-
Less: Provision for Doubtful Debts	(3,090,595.00)	-
	68,812,476.00	63,529,878.00
Others - Unsecured considered good	106,087,784.00	110,378,421.00
<b>Total</b>	<b>174,900,260.00</b>	<b>173,908,299.00</b>



MITCON CONSULTANCY & ENGINEERING SERVICES LIMITED  
 NOTES FORMING PART OF FINANCIAL STATEMENTS  
 NOTE 18 - CASH AND BANK BALANCES

Particulars	As at 31st March, 2017 INR	As at 31st March, 2016 INR
<b>Cash and Cash Equivalents</b>		
Cash on Hand	688,132.00	424,846.00
Cheques, Drafts on Hand	2,655,217.00	2,366,980.00
<b>Balance with Bank</b>		
Balances with banks (including deposits with less than 3 months maturity)	115,513,983.00	83,295,868.00
<b>Other Bank Balances</b>		
- Deposits with maturity of more than three months but less than 12 months	7,512,701.00	23,530,602.00
- Margin Money for Bank Guarantees	63,343,915.00	30,723,432.00
- Earmarked Balances (in respect of TDB Grant)	721,197.00	2,042,813.00
<b>Total</b>	<b>190,435,145.00</b>	<b>142,384,541.00</b>

NOTE 19 - SHORT TERM LOANS AND ADVANCES

Particulars	As at 31st March, 2017 INR	As at 31st March, 2016 INR
<b>Unsecured, Considered Good</b>		
Prepaid Expenses	5,263,040.00	5,504,374.00
Advance to Others	747,763.00	1,415,943.00
Security Deposits	8,864,020.00	11,229,925.00
Travel Advances to Staff	387,950.00	288,658.00
Income Tax paid less Provisions	47,187,592.00	45,536,917.00
Service Tax paid in advance / input CENVAT credit	5,822,800.00	3,589,971.00
Loan to Incubatee (out of TDB Grant - see note no. 27 A)	1,233,556.00	753,019.00
<b>Total</b>	<b>69,506,721.00</b>	<b>68,318,807.00</b>

NOTE 20 - OTHER CURRENT ASSETS

Particulars	As at 31st March, 2017 INR	As at 31st March, 2016 INR
Interest Accrued on deposit with NBFC	23,921,570.00	-
Interest Accrued on NSC	20,090.00	12,497.00
<b>Total</b>	<b>23,941,660.00</b>	<b>12,497.00</b>

MITCON CONSULTANCY & ENGINEERING SERVICES LIMITED  
 NOTES FORMING PART OF FINANCIAL STATEMENTS  
 NOTE 21- REVENUE FROM OPERATIONS

Particulars	For the year ended 31st March, 2017 INR	For the period ended 31st March, 2016 INR
Sale of Services	435,682,416.00	446,111,956.00
Other Operating Revenues	4,610,996.00	3,626,198.00
<b>Total</b>	<b>440,293,412.00</b>	<b>449,738,154.00</b>

Details of Sale of Services :	For the year ended 31st March, 2017 INR	For the period ended 31st March, 2016 INR
Consultancy Fees	290,392,408.00	311,786,268.00
Income from Vocational Training	105,732,081.00	90,324,203.00
Income from IT Courses	18,032,284.00	23,678,116.00
Income from Laboratories	21,525,643.00	20,323,369.00
<b>Total</b>	<b>435,682,416.00</b>	<b>446,111,956.00</b>
Details of Other Operating Revenue :		
Income from Wind Power Generation (Net of rebate )	4,610,996.00	3,626,198.00
<b>Total</b>	<b>4,610,996.00</b>	<b>3,626,198.00</b>

NOTE 22 - OTHER INCOME

Particulars	For the year ended 31st March, 2017 INR	For the year ended 31st March, 2016 INR
Interest Income from Bank Deposits	7,025,335.00	17,323,040.00
Interest Income from Non Current Investments	-	11,009,298.00
Interest Income from Current Investments	13,849,086.00	-
Dividend Income from Current Investments	5,526,864.00	1,917,324.00
Sundry Provisions and Credit Balances no longer required, written back	1,802,909.00	4,097,106.00
Recovery of Bad Debts	-	126,951.00
Other non-Operating Income	1,650,734.00	1,305,552.00
<b>Total</b>	<b>29,854,928.00</b>	<b>35,779,271.00</b>

MITCON CONSULTANCY & ENGINEERING SERVICES LIMITED  
 NOTES FORMING PART OF FINANCIAL STATEMENTS  
 NOTE 23- Operating Costs

Particulars	For the year ended 31st March, 2017 INR	For the year ended 31st March, 2016 INR
Expenses on IT, VTP Training Activities	70,057,138.00	56,094,505.00
Changes in Inventory of printed course material		
Opening Stock	512,232.00	1,992,747.00
Less: Donated Under CSR	-	982,200.00
Less Closing Stock	-	512,232.00
Decrease / (Increase) in Inventory of printed course material	512,232.00	498,315.00
Professional fees	58,083,550.00	68,188,163.00
Direct Service Cost	5,537,000.00	45,943.00
<b>Total</b>	<b>134,189,920.00</b>	<b>124,826,926.00</b>

NOTE 24 - EMPLOYEE BENEFIT EXPENSE

Particulars	For the year ended 31st March, 2017 INR	For the year ended 31st March, 2016 INR
Salaries and Wages	124,771,658.00	125,755,173.00
Contribution to Provident and Other Funds	13,470,770.00	14,420,058.00
Staff Welfare Expenses	4,331,143.00	4,555,864.00
<b>Total</b>	<b>142,573,571.00</b>	<b>144,731,095.00</b>

NOTE 25 - FINANCE COSTS

Particulars	For the year ended 31st March, 2017 INR	For the year ended 31st March, 2016 INR
Interest Expense	10,785.00	43,235.00
Bank charges and Commission	554,497.00	462,011.00
<b>Total</b>	<b>565,282.00</b>	<b>505,246.00</b>

**MITCON CONSULTANCY & ENGINEERING SERVICES LIMITED**  
**NOTES FORMING PART OF FINANCIAL STATEMENTS**

**NOTE 26 - OTHER EXPENSES**

Particulars	For the year ended 31st March, 2017 INR	For the year ended 31st March, 2016 INR
Power and Fuel	7,871,404.00	8,316,598.00
Office Rent	14,669,973.00	14,361,970.00
<b>Repairs and Maintenance -</b>		
Buildings	1,100,154.00	1,799,993.00
Office & Other Equipment	5,180,588.00	4,293,294.00
Others	1,585,013.00	1,553,752.00
Insurance	1,501,391.00	954,765.00
Rates & Taxes	392,766.00	413,836.00
<b>Auditor's Remuneration</b>		
Statutory Audit	686,500.00	580,700.00
Certification	16,559.00	-
<b>Administrative and General Expenses</b>		
Travelling Expenses	24,293,343.00	25,459,183.00
Printing, Stationery and computer consumable	10,432,114.00	10,013,900.00
Advertisement	4,987,635.00	6,978,174.00
Security Expenses	6,459,510.00	5,709,865.00
Telephone, Mobile Expenses	3,847,878.00	4,189,420.00
Business Promotion Expenses	2,003,888.00	2,355,403.00
Registration and Legal Fees	3,708,299.00	1,115,973.00
Postage , Fax and Courier	1,412,264.00	1,396,033.00
Books & Periodicals Subscriptions and Membership Fees	1,114,570.00	1,250,138.00
Housekeeping	1,752,780.00	1,774,494.00
Laboratory Consumables	860,269.00	854,677.00
Directors Sitting Fees	1,255,208.00	740,000.00
Expenditure towards Corporate Social Responsibility (CSR) activities	2,818,671.00	982,200.00
Bad Debts written off	8,866,003.00	12,015,147.00
Provision for Doubtful debts	3,090,595.00	-
Donations	10,200.00	14,800.00
Loss on Disposal / discard of Assets	58,783.00	75,159.00
General Expenses	3,610,324.00	2,831,332.00
<b>Total</b>	<b>113,586,682.00</b>	<b>110,030,806.00</b>

## SIGNIFICANT ACCOUNTING POLICIES AND NOTES FORMING PART OF THE FINANCIAL STATEMENTS

## NOTES FORMING PART OF THE FINANCIAL STATEMENTS

## 27 Utilisation of Incubatee Grant

- A Technology Development Board (TDB), Govt. of India has approved scheme 'Seed Support System for Start-ups in Incubators' for providing financial assistance as seed support for start-ups in the MITCON incubator as growth oriented initiative between the TDB and MITCON. The scheme is to make available early stage financial assistance as seed support for start-up units located at the MITCON incubator for further development and pre-commercialization of technologies. Accordingly MITCON has received grant of INR 4,000,000/- from TDB during the year ended 31st March, 2012. Financial assistance by way of Term Loan to incubatees aggregating to INR 4,533,381/- is outstanding as on 31st March, 2017. Disbursement against this grant has not been deducted from Grant received, but separately disclosed under Loans and Advances (note no. 13 & 19).
- B Interest received on deployment of unutilised grant amount and interest received on loans disbursed to incubatee, is credited to grant (net of taxes).

## 28 Contingent liability not provided for

Particulars	Year ended	
	31st March, 2017 INR	31st March, 2016 INR
a. Guarantees given by bankers to customer on behalf of the Company	14,069,468.00	12,957,638.00
b. Claims against the company not acknowledged as debt - Arbitration petition in respect of money claim is pending before Arbitration Tribunal. The company has made counter claims against the claimant before the said Tribunal. Pending completion of Arbitration proceedings, the liability (if any) is not ascertainable	-	-
c. An ex-employee has filed a claim before First Labour Court, Pune. The company has filed written statement for dismissal of the claim.	164,000.00	164,000.00

## 29 Payments to Auditors - (Net of service tax)

	Year ended	
	31st March, 2017 INR	31st March, 2016 INR
For Audit	600,000.00	500,000.00
For Certification	16,559.00	-
<b>Total</b>	<b>616,559.00</b>	<b>500,000.00</b>

## 30 Expenditure and earnings in foreign currencies

Expenditure in foreign currency	Year ended	
	31st March, 2017 INR	31st March, 2016 INR
Travelling expenses	59,968.00	421,095.00
Subscription & Membership Fees	48,145.00	60,173.00
<b>Total</b>	<b>108,113.00</b>	<b>481,268.00</b>

Earning in foreign currency	Year ended	
	31st March, 2017 INR	31st March, 2016 INR
Professional fees	2,770,384.00	10,370,145.00
Reimbursement of Expenses	-	106,618.00
<b>Total</b>	<b>2,770,384.00</b>	<b>10,476,763.00</b>

## SIGNIFICANT ACCOUNTING POLICIES AND NOTES FORMING PART OF THE FINANCIAL STATEMENTS

31 Based on the documents / information available with the Company, there are no suppliers covered under The Micro, Small and Medium Enterprises Development Act 2006 (MSMED Act).

32 Disclosure pursuant to Accounting Standard (AS 15) - Revised 2005 "Employee Benefits"

A Defined contribution plans:

The company has recognized the following amounts in the Statement of Profit & Loss for the year :

- i Contribution to employees provident fund INR 6,754,247/- (P.Y. INR 7,238,391/-)  
ii Contribution to employees family pension Fund INR. 2,740,267/- (P.Y. INR 2,905,142/-)

B Defined benefit plans - Gratuity

The company makes annual contribution to the Life Insurance Corporation of India, a funded defined benefit plan for qualifying employees. The scheme provides for lump sum payment to vested employees at retirement, death while in employment or on termination of employment of an amount equivalent to 15 days salary payable for each completed year of service or part thereof in excess of 6 month. Vesting occurs only upon completion of 5 years of service except in case of death or permanent disability. The present value of defined benefit obligation and the related current service cost are measured using the Projected Unit Credit Method with actuarial valuation being carried out at the balance sheet date.

i	Reconciliation of opening and closing balances of the Present Value of the defined benefit obligation:	Year ended	
		31st March, 2017	31st March, 2016
		INR	INR
	Present Value of defined benefit obligation at the beginning of the year	19,404,261.00	17,264,058.00
	Interest cost	1,431,517.00	1,284,738.00
	Current service cost	3,149,377.00	3,441,633.00
	Actuarial losses / (gains)	(1,252,614.00)	(1,000,041.00)
	Benefits paid	(2,102,948.00)	(1,586,127.00)
	Present value of defined benefit obligation at the close of the year	20,629,593.00	19,404,261.00

ii	Changes in the fair value of Plan Assets and the reconciliation thereof:	Year ended	
		31st March, 2017	31st March, 2016
		INR	INR
	Fair value of plan assets at the beginning of the year	22,080,545.00	21,568,820.00
	Add : expected return on plan assets	1,766,372.00	1,892,327.00
	Add / (less) : actuarial (losses) / gains	(105,302.00)	(294,575.00)
	Add : contributions by employer	2,101,158.00	500,000.00
	Less: benefits paid	(2,102,948.00)	(1,586,127.00)
	Less: mortality charges and taxes	(223,773.00)	-
	Fair value of plan assets at the close of the year	23,516,052.00	22,080,545.00
	Actual Return on Plan Assets	1,661,070.00	1,597,752.00

iii	Amount recognized in the Balance Sheet:	Year ended	
		31st March, 2017	31st March, 2016
		INR	INR
	Present Value of Obligation as at the end of year	20,629,593.00	19,404,261.00
	Fair Value of Plan Assets as at the end of year	23,516,052.00	22,080,545.00
	Funded Status	2,886,459.00	2,676,284.00
	Current Liability	-	-
	Non - Current Liability	20,629,593.00	19,404,261.00
	Unrecognised Actuarial ( gains) / losses	-	-
	Net Asset / ( Liability)	2,886,459.00	2,676,284.00

Fair value of plan assets , in excess of present value of obligations, being adjustable against future contributions is recognised in the books of account.

## SIGNIFICANT ACCOUNTING POLICIES AND NOTES FORMING PART OF THE FINANCIAL STATEMENTS

	Year ended	
	31st March, 2017	31st March, 2016
iv	Amounts recognised in the Statement of Profit and Loss are as follows:	
	INR	INR
Current service cost	3,148,377.00	3,441,833.00
Past Service Cost	-	-
Interest cost	1,431,517.00	1,284,738.00
Expected return on plan assets	(1,766,372.00)	(1,892,327.00)
Curtailment cost / ( Credit )	-	-
Settlement Cost / ( Credit )	-	-
Net Actuarial (Gain ) / Loss recognised in the period / year	(1,147,312.00)	(705,466.00)
Expenses Recognised In the Statement of Profit & Loss at the end of period / year	1,667,210.00	2,128,678.00
v	Amount for the current period:	
	INR	INR
Present value of obligation	20,629,593.00	19,404,261.00
Plan assets	23,516,052.00	22,080,545.00
Surplus / (Deficit)	2,886,459.00	2,676,284.00
vi	Broad categories of Plan Assets as a percentage of total assets as at	
	Percentage	Percentage
	( % )	( % )
Insurer managed funds	100.00%	100.00%
Total	100.00%	100.00%
vii	Actuarial Assumptions :	
	Percentage	Percentage
	( % )	( % )
Discount rate	7.20%	7.80%
Rate of increase in Compensation levels	9.50%	9.50%
Rate of return on plan assets	8.00%	8.00%
Expected Average remaining working lives of employees ( years )	8.13	8.31
C	The company provides for accumulation of compensated absences by its employees. The employees can carry forward a portion of the unutilised compensated absences and utilise it in future periods to receive cash in lieu thereof as per company policy. The company records an obligation for compensated absences in the period in which the employee renders the service that increases this entitlement. The total liability recorded by the company towards this benefit as at 31 March, 2017 is INR 13,116,506/- (Previous Year INR 8,355,012/-).	
33	The Company has entered into operating lease arrangements for office space. Lease arrangements provide for cancellation by either of the parties and also contain a clause for renewal of the lease agreement. Lease payments on cancellable operating lease arrangements debited to Statement of Profit and Loss are as under.	
	Year ended	
	31st March, 2017	31st March, 2016
	INR	INR
Lease payments debited to the Statement of Profit and Loss		
Cancellable leases		
Lease rent for office	14,669,973.00	14,361,970.00

## SIGNIFICANT ACCOUNTING POLICIES AND NOTES FORMING PART OF THE FINANCIAL STATEMENTS

- 34 a Related Party Disclosures Under Accounting Standard 18 - "Related Party Disclosures", have been identified on the basis of representation made by the Management and taken on record by the Board of Directors and relied upon by the auditors. Disclosures of transactions with Related Parties are as under:

Associate :

Krishna Windfarms Developers Private Limited

Related Party where control exists:

Mitcon Foundation (Charitable Trust)

Key Management personnel:

Dr. Pradeep Bavadekar, Managing Director

- b Transactions with Related Party:

Sr. No.	Nature of transactions / relationship / Name of Related Party	2016-17 INR	2015-16 INR
1	Associate: Krisha Windfarms Developers Private Limited		
	Income from Consultancy Services (net of Taxes)	44,154,588.00	-
	Contribution to Equity ( 5,880,000 shares of INR 10/- each)	59,065,200.00	-
2	Related Party where control exists: MITCON Foundation		
	- Rent paid / Expenses reimbursed (net of Service Tax)	9,043,972.00	8,374,033.00
	- Transaction / Expenses incurred	5,504,447.00	991,290.00
	- Training fees received (net of Service Tax)	960,000.00	2,988,271.00
3	Key Management Personnel (KMP) Dr. Pradeep Bavadekar		
	A) Remuneration *		
	Salary	6,665,000.00	6,425,000.00
	Contribution to Provident Fund	672,483.00	648,252.00
	Superannuation Fund and others	984,495.00	815,312.00
	B) Dividend	-	560,000.00
4	Accounts Receivable Outstanding as on 31st March, 2017 Krisha Windfarms Developers Private Limited MITCON Foundation	14,500,000.00 -	- 52,951.00
5	Accounts Payable as on 31st March, 2017 Dr. Pradeep Bavadekar - Remuneration Payable MITCON Foundation	262.00 742,005.00	326,252.00 -

\* As the liabilities for gratuity and leave encashment are provided on actuarial basis for the Company as a whole, the amounts pertaining to the KMP are not included above.

- 35 Earnings Per Share (Basic and Diluted)

	Year ended	
	31st March, 2017 INR	31st March, 2016 INR
Profit for the year After Taxation	44,243,161.00	46,097,511.00
Total weighted average number of equity shares during the year	12,100,000	12,100,000
Basic and Diluted earning per share	3.66	3.81

- 36 Balances of trade receivables and trade payables are subject to reconciliation and confirmation by respective parties.

- 37 Tuition fees received from MKCL

MITCON is a Training provider to Maharashtra Knowledge Corporation Limited (MKCL) for their MS-CIT and other courses. Fees of these training courses are directly collected by MKCL. On completion of these training programmes Tuition fees are shared by MKCL with the Company as per the Terms of Agreement. However as the Company's share of fees is not independently determinable by the Company prior to actual receipt thereof, these are accounted for on receipt basis.

- 39 Commitments:

	Year ended	
	31st March, 2017 INR	31st March, 2016 INR
Estimated amount of contracts remaining to be executed and not provided for in these accounts (net of advance) in respect of purchase of :		
Intangible Fixed assets	5,380,000.00	-



**MITCON CONSULTANCY & ENGINEERING SERVICES LIMITED**

**SIGNIFICANT ACCOUNTING POLICIES AND NOTES FORMING PART OF THE FINANCIAL STATEMENTS**

40

**Segment Reporting**

Based on the guiding principle given in the Accounting Standard-17 "Segment Reporting" issued by the Institute of Chartered Accountants of India, the company's Primary Segments are

- 1 Consultancy and Training
- 2 Wind Power Generation

The above business segments have been identified considering :

- a. The nature of the products/ operation
- b. The related risks and returns
- c. The internal financial reporting systems of the organization.

Segment revenue, results, assets and liabilities have been accounted for on the basis of their relationship to the operating activities of the segment and amounts allocated on a reasonable basis.

Particulars	For the year ended 31st March, 2017 INR	For the year ended 31st March, 2016 INR
<b>Segment Revenue</b>		
Consultancy and Training	435,682,416	446,111,956
Wind Power Generation	4,610,996	3,626,198
<b>Revenue from Operations</b>	<b>440,293,412</b>	<b>449,738,154</b>
<b>Segment Results :</b>		
Profit(+)/Loss(-) before tax and interest from each segment		
Consultancy and Training	23,874,123	30,655,176
Wind Power Generation	2,181,001	1,482,152
<b>Total Segment Result</b>	<b>26,055,124</b>	<b>32,137,328</b>
Unallocable income net of unallocable expenditure	8,980,507	7,446,933
Interest Income	20,874,421	28,332,338
<b>Total</b>	<b>55,910,052</b>	<b>67,916,599</b>
Less: Finance Cost	565,282	505,246
<b>Total Profit Before Tax</b>	<b>55,344,770</b>	<b>67,411,353</b>
<b>Less Provision for Tax</b>		
Current Tax	18,150,000	23,000,000
Deferred Tax	(2,780,927)	(1,686,156)
Excess provision for Taxation of Earlier years	(4,267,464)	-
<b>Profit After Tax</b>	<b>44,243,161</b>	<b>46,097,511</b>
<b>Total carrying amount of segment assets</b>		
Consultancy and Training	1,018,494,766	983,649,243
Wind Power Generation	12,632,701	13,780,933
<b>Total Segment assets</b>	<b>1,031,127,467</b>	<b>997,430,176</b>
<b>Total carrying amount of segment liabilities</b>		
Consultancy and Training	109,960,172	104,262,398
Wind Power Generation	-	-
<b>Total Segment liabilities</b>	<b>109,960,172</b>	<b>104,262,398</b>
<b>Depreciation &amp; Amortisation</b>		
Consultancy and Training	22,739,883	36,863,588
Wind Power Generation	1,148,232	1,148,411
<b>Total Depreciation &amp; Amortisation</b>	<b>23,888,115</b>	<b>38,011,999</b>

Note: Windpower generation business is subject to Seasonal variations in winds, hence the results for the period are not necessarily comparable with the results of the previous periods performance.

## SIGNIFICANT ACCOUNTING POLICIES AND NOTES FORMING PART OF THE FINANCIAL STATEMENTS

41 The Board of Directors have proposed final dividend of INR 1 per equity share (10 %) of INR 10 each for the financial year 2016-17 (P Y 1/- per Equity Share)

42 Information relating to Specified Bank Notes transacted during the period 8th November 2016 to 30th December 2016

Particulars	SBNs Amount in INR	Other Denomination Amount in INR	Total Amount in INR
Closing cash in hand as on 8th Nov 16 (Including amount of Rs.86,000/- in SBNs in the custody of the employees as Advance for Company Expenses)	569,500	10,299	579,799
Add: Permitted Receipts	-	840,864	840,864
Less: Permitted Payments	-	643,093	643,093
Less: Amount deposited in bank account	569,500	32,500	602,000
Closing cash in hand as on 30th December	-	175,570	175,570

43 UTILIZATION OF MONEY RAISED THROUGH INITIAL PUBLIC OFFER

During the year ending 31st March, 2014 the company has made a public offer of 4,100,000 shares, which were fully subscribed.

Pursuant to the provisions of clause 43 of the listing agreement with the exchange, the disclosure is as follows:

The utilisation of the issue proceeds as on 31 March 2017 is as under:

Particulars	Utilisation planned as per prospectus	Utilisation of IPO proceeds as on 31 March 2017	balance amount to be utilised as on 31 March 2017 *
	INR	INR	INR
Acquisition of property for setting up new offices in bangalore, hyderabad chennai, new delhi and ahmedabad and environment testing laboratory in bangalore and ahmedabad	161,380,000	97,234,305	64,145,695
Purchase of office equipments for new offices	5,770,000	3,386,740	2,383,260
Purchase of furniture and fixtures and carrying out interior designing for the new offices and the environment testing laboratory	29,119,000	18,221,012	10,897,988
Purchase of equipment for environment testing laboratory at ahmedabad and bangalore	10,150,000	-	10,150,000
General Corporate purposes	8,133,000	8,104,742	28,258
Issue expenses	35,548,000	35,542,182	5,818
Total	250,100,000	162,488,981	87,611,019


\* The above unutilised proceeds from the Issue have been deployed in the Fixed Deposits with NBFC

SIGNIFICANT ACCOUNTING POLICIES AND NOTES FORMING PART OF THE FINANCIAL STATEMENTS

44 Previous years figures have been re-grouped , reclassified wherever necessary to make them comparable with current year's figures


Signatures to the Notes 1 to 44, forming part of the Financial Statements.

For and on behalf of the Board




Mayank Sinha  
Chairperson  
DIN:03058226

Dr. Pradeep Bavadekar  
Managing Director  
DIN: 00879747



Ram Mapari  
Chief Financial Officer



Madhav Oak  
Company Secretary  
M No.A21687

Date: 30th May, 2017  
Place: Pune

---